

# A QUICK GUIDE TO

Created by @miss\_aird

# READING COACH

## WHAT IS READING COACH?



Reading Coach as part of immersive reader provides students with personalized and independent practice of words that Reading Progress identifies a student has mispronounced.



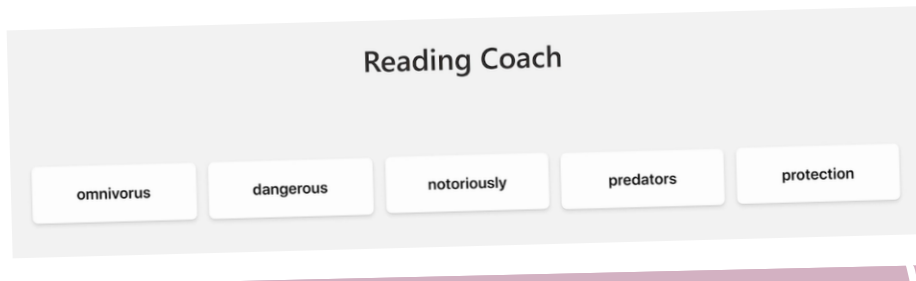
Reading coach is also available as Reading Progress assignments in Microsoft Teams

## READING COACH

Reading Coach identifies the five words that were most challenging for each individual student and gives them a supported opportunity to practice the words again.

Use the tools to get more comfortable with the word.

- Select **Hear** the word to listen to the word read to you.
- Select **Stretch** the word to break the word into syllables.
- Select **See** a picture to open an illustration of your word.

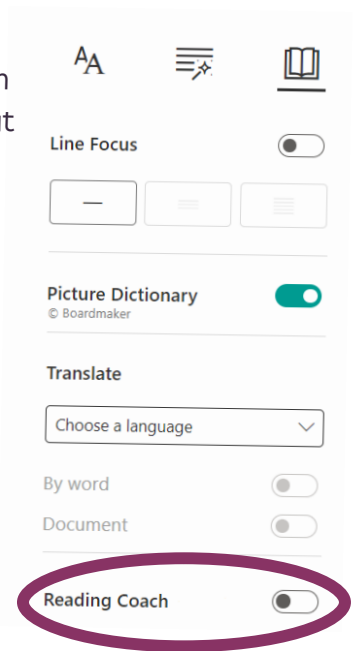


## USE IN IMMERSIVE READER

In Immersive Reader, go to the Reading Preferences pane,

Enable Reading Coach to practice reading out loud and receive focused practice.

The Play button changes to a Microphone button. Students can select the Edit button near the Reading Coach toggle to customize parts of the coach including the voice, feedback style, and more.



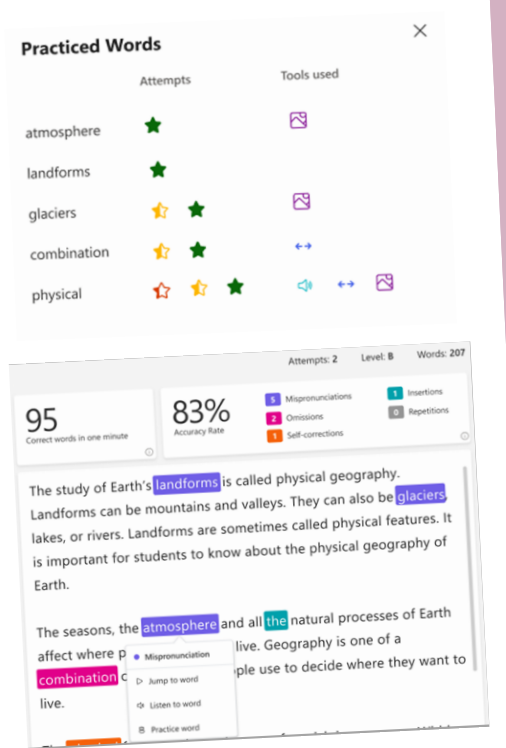
## READING COACH RESULTS

Review your mistakes. Select any highlighted word then press **Jump to word** to see and hear how you read it.

Select **Listen to this word** to hear how it is supposed to be pronounced.

**Attempts** shows how many times the word was practiced.

**Tools** used indicates which tools (if any) were used tools to help them practice.



## READING REPORT

Once the student selects **Let's read**, a 3...2...1 countdown appears, and practice begins.

The student reads out loud for as long as they like while Immersive Reader "listens" to their performance.

When finished, the reader selects Stop, and a reading report immediately provides data on their reading speed, accuracy, time spent reading, and any words to practice.

