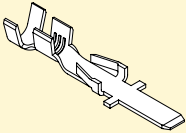
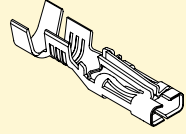
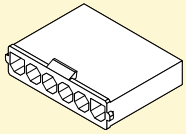
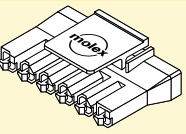
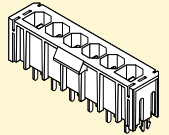
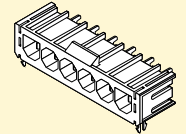


molex® 7.50mm (.295") Pitch Sabre™

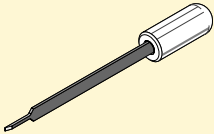
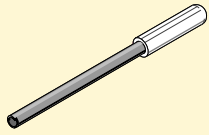
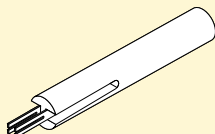
- Wire-to-wire (free hanging only)
- Wire-to-board
- Patented Terminal Position Assurance (TPA) feature
- Voltage: 600V
- Current: 18.0A*
- UL 1950 Finger Proof Safe available

*Depending on circuit size, wire gauge and PCB design

	Series	Description	Mates With/ Use With	Material	Circuits/ Wire Gauge	Features and Benefits
Terminals						
	43178	Male Terminal	Mates with 43375 Terminals Used in 43680 Housings	Tin Plated Brass	14 to 18 AWG or double 18 AWG crimps	<ul style="list-style-type: none"> ■ Four points of electrical contact between terminal mating interface provides a more reliable electrical connection ■ Patented integral Terminal Position Assurance (TPA) on mated male and female terminals. Activation is optional. Virtually eliminates terminal backouts from housing ■ Male terminal part numbers available for use with 43680 plug housings that meet UL 1950 finger proofing in environments where contact safety is a consideration
	43375	Female Terminal	Mates with 43178 Terminal and 43160 Headers Used in 44441 Housings			
Single Row Housings						
	43680	Plug Housing	44441	Nylon, UL 94V-0 or UL 94V-2	2, 3, 4, 5, and 6 Circuits	<ul style="list-style-type: none"> ■ Positive thumb latch on receptacle prevents accidental disengagement with plug or header ■ Receptacle thumb latch has anti-tangle design to prevent breakage during harness assembly and improves production handling ■ Polarized housings assure proper mating ■ 43680 plug housings meet UL 1950 finger proofing requirements when used with designated 43178 male terminals. 44441 receptacle housings meet same requirement when used with standard 43375 female terminals
	44441	Receptacle Housing	43680 and 43160			
Single Row Headers						
	43160	Vertical Header	44441	Glass-filled Nylon, UL 94V-0 or unfilled Nylon UL 94V-2*	2, 3, 4, 5 and 6 Circuits	<ul style="list-style-type: none"> ■ Individual part numbers available to match 1.57, 2.36 or 3.17mm (.062, .093 or .125") PCB thicknesses ■ Optional PCB retention clips for secure retention of the header to the PCB prior to and during the solder process ■ Special part numbers available upon request that meet UL 1950 finger proofing requirements
	43160	Right Angle Header	44441			

*Wave solder compatible only

Terminal TPA Activation/Deactivation and Extraction Hand Tools

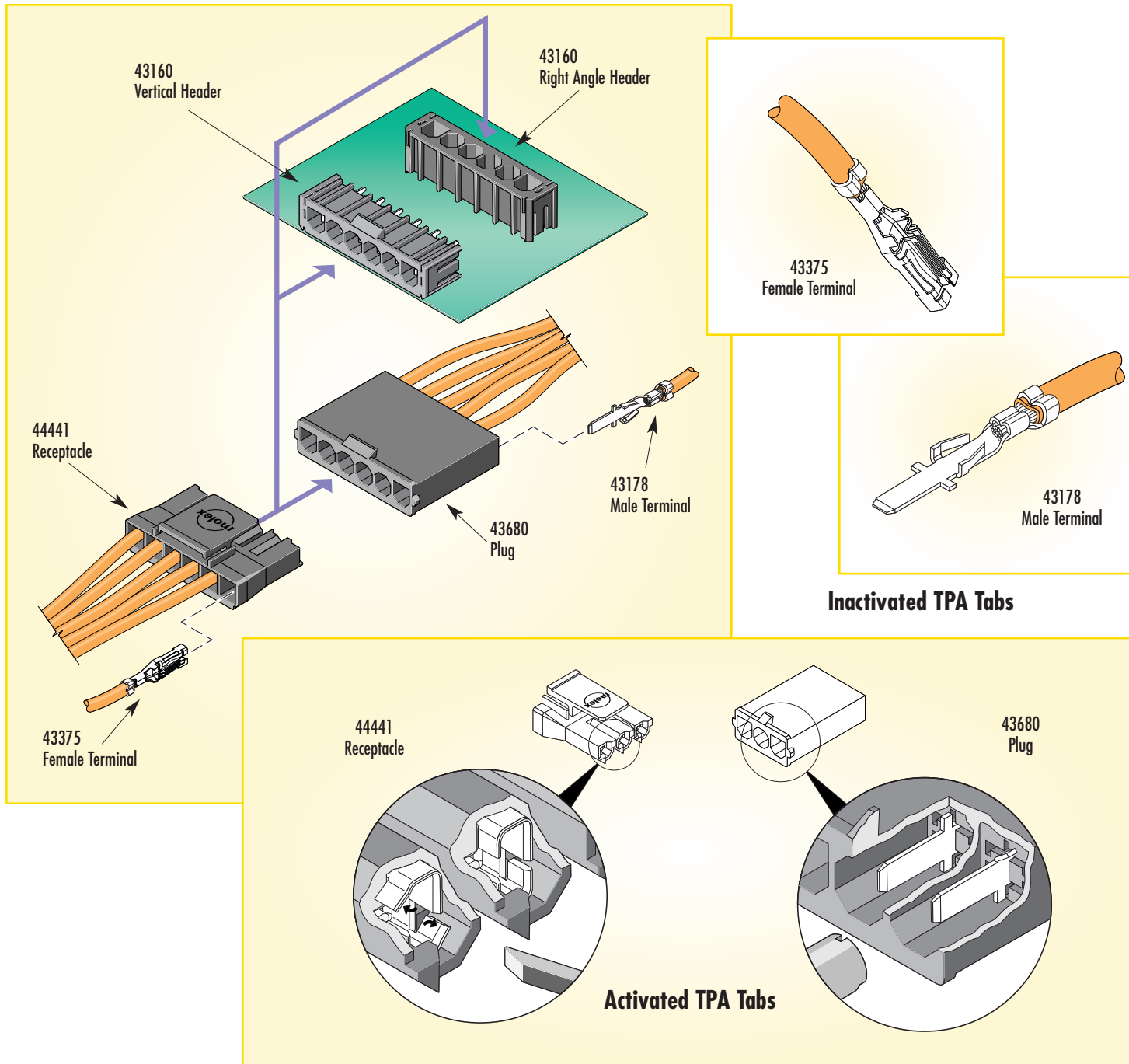
	Order No.	Used With	Features and Benefits
	63813-0500	44441 Receptacle Housing 43375 Female Terminal	<ul style="list-style-type: none"> ■ Female terminal extraction ■ TPA activation ■ TPA de-activation
	63813-0600	43680 Plug Housing 43178 Male Terminal	<ul style="list-style-type: none"> ■ Male terminal TPA activation ■ TPA de-activation
	63813-0800	43680 Plug Housing 43178 Male Terminal	<ul style="list-style-type: none"> ■ Male terminal extraction



7.50mm (.295") Pitch
Sabre™

molex® 7.50mm (.295") Pitch Sabre™

7.50mm (.295") Pitch Sabre™



APPLICATION EXAMPLES

- HVAC
- Computer Servers
- Lighting
- Office Equipment
- Medical Equipment
- Factory Automation Equipment
- Automotive Aftermarket
- White Goods – Commercial or Residential
- Power Supplies
- Cellular Base Stations
- Telecom Switches and Routers
- Work Stations

Americas Headquarters
 Lisle, Illinois 60532 U.S.A.
 1-800-78MOLEX
 amerinfo@molex.com

Far East North Headquarters
 Yamato, Kanagawa, Japan
 81-462-65-2324
 feninfo@molex.com

Far East South Headquarters
 Jurong, Singapore
 65-6-268-6868
 fesinfo@molex.com

European Headquarters
 Munich, Germany
 49-89-413092-0
 eurinfo@molex.com

Corporate Headquarters
 2222 Wellington Ct.
 Lisle, IL 60532 U.S.A.
 630-969-4550
 Fax: 630-969-1352

Visit our Web site at <http://www.molex.com>