


.050" Jacketed, Flat Cable

28 AWG Stranded, PVC/PVC

3603 Series

[查询"3603"供应商](#)



- Meets external wiring requirements of National Electrical Code, Article 725 (CL2)
- UL listed for USA and Canadian markets
- 28 AWG stranded wire on .050 inch centers permits mass termination to broad line of IDC connectors
- PVC outer jacket prevents damage to cable
- Primary cable is zippable for branching or discrete terminations

Date Modified: April 24, 2001

TS-0060-15
Sheet 1 of 2

90

Physical

Jacket


Material: Polyvinyl Chloride (PVC)

Color: Black

Primary Material: PVC

Color: Gray

Marking

Standard: (UL) CL2 75C 28 AWG or AWM 20879 3M NU  AWM IIA/B 80C 300V FT1

EU <50V

Conductors: 28 AWG 7 × 36 [7 × 0.127] Tinned Stranded Copper

Electrical

Voltage Rating:	USA: N.E.C. 725, CL2 or AWM 300V	Canada: 300V	EU: <50V
Insulation Resistance:	(Primary Cable) > 1 × 10 ¹⁰ Ω/10 ft. [3m]		
	Unbalanced	Balanced	
Characteristic Impedance:	95 Ω	160 Ω	
Capacitance:	15.5 pF/ft (50.9 pF/m)	9.4 pF/ft (30.8 pF/m)	
Inductance:	.14 μH/ft (0.46 μH/m)	.24 μH/ft (0.79 μH/m)	
Propagation Delay:	1.47 ns/ft (4.82 ns/m)	1.50 ns/ft (4.92 ns/m)	
Velocity of Propagation:	69%	68%	

Note: Unbalanced is measured between ground-signal-ground conductors. Balanced is measured between signal conductors within a pair.

Environmental

Temperature Rating: USA: CL2; 75°C or AWM; -20°C to +80°C Canada: 80°C

Flammability Rating: USA: N.E.C. 725, CL2 Canada: FT1

UL File No.: E118773, Power Limited Circuit Cable: CL2 (or AWM Style 20879)

3M Interconnect Solutions Division

6801 River Place Blvd.
Austin, TX 78726-9000

For technical, sales or ordering information call
800-225-5373

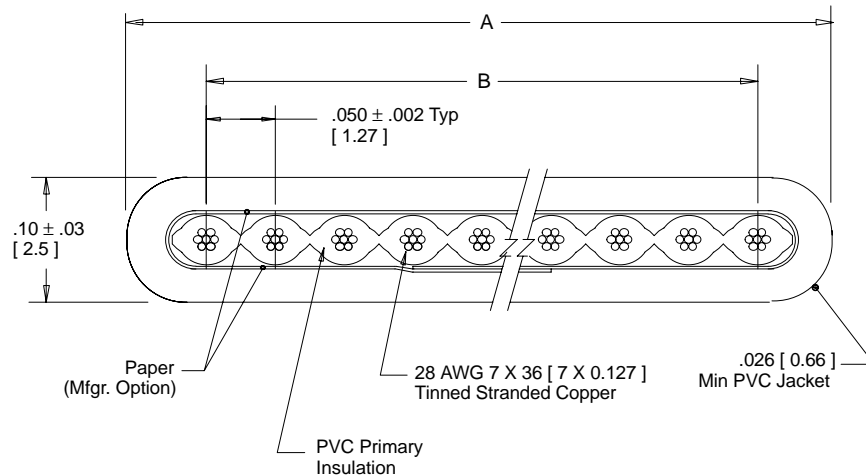
.050" Jacketed, Flat Cable

28 AWG Stranded, PVC/PVC

3603 Series

[查询"3603"供应商](#)

Number of Conductors	3M Part Number	Dimension A ± .04	Dimension B
10	3603/10	.58 [14.70]	0.450 ± .007 [11.43]
16	3603/16	.88 [22.40]	0.750 ± .011 [19.05]
20	3603/20	1.08 [27.40]	0.950 ± .011 [24.13]
25	3603/25	1.33 [33.80]	1.200 ± .011 [30.48]
26	3603/26	1.38 [35.10]	1.250 ± .011 [31.75]
34	3603/34	1.78 [45.20]	1.650 ± .015 [41.91]
36	3603/36	1.88 [47.80]	1.750 ± .015 [44.45]
37	3603/37	1.93 [49.02]	1.800 ± .015 [45.72]
40	3603/40	2.08 [52.83]	1.950 ± .015 [49.53]
50	3603/50	2.58 [65.53]	2.450 ± .015 [62.23]
60	3603/60	3.08 [78.20]	2.950 ± .015 [74.93]
64	3603/64	3.28 [83.30]	3.150 ± .015 [80.01]



Inch
[mm]

Tolerance Unless Noted			
	.0	.00	.000
Inch	±.1	±.05	±.010

[] Dimensions for Reference only

Note: Red marking on one edge of primary cable designates wire #1.

Ordering Information

3603/XX

Number of Conductors
(See Table)

Note: Standard length is 100 ft/roll.

TS-0060-15
Sheet 2 of 2

3M Interconnect Solutions Division

6801 River Place Blvd.
Austin, TX 78726-9000

For technical, sales or ordering information call
800-225-5373