

查询"236916"供应商

## Non Conductive Lockouts

These orange nylon lockouts are 25.4 mm x 63.5 mm and allow the use of 6 padlocks. The lightweight (only 28 g) lockouts are easily carried from one location to another. The bright fluorescent orange colour makes it easy to recognise the lockout from a distance. It locks out any piece of equipment safely and effectively.




Part N°	Description
236916	Non Conductive Lockout

## Scissor-Lok™ Lockout Device

A versatile and easy to use system for locking out multiple power sources and equipment.


This device can be used in conjunction with any lock with a shackle clearance of 19.05 mm. This unique lockout device can also secure power cords, freestanding equipment, tanks, cylinder of safety guards. The lock itself is made of heavy-duty chemical resistant nylon and is supplied with either 0.91 m or 3.04 m vinyl coated steel cable. If you choose to use your own cable, the outside diameter must be 4.76 mm or less.

Part N°	Description
236921	Scissor Lok - 914 mm
236922	Scissor Lok - 3 m



## Pneumatic Lockout/Tagout

Isolate pneumatic energy without the expense and inconvenience of installing in-line lockout valves. Brady's quick disconnect lockout is applied to the male fitting, isolating equipment from all compressed air sources. With a "glove fit," the lockout meets OSHA standards and accommodates the majority of 6.35 mm, 9.52 mm and 12.7 mm male fittings. The center of the device allows for permanent storage on an air hose and a loop on the side can be used to hang the hose and lockout device. A padlock with 6.35 mm or 6.8 mm shackle diameter is required.




Part N°	Description
064221	Pneumatic Lockout/Tagout

**NEW**

## SMC Air Line Regulator Lockouts

- Brady's air line regulator lockout is designed to help you comply with OSHA standards for safe maintenance and repair of pneumatic systems.
- Eliminates the problem of disabling other equipment sharing the same air supply.
- Device enables regulator to be locked in the ON, OFF or THROTTLED position.
- Installation is as easy as removing the snap cap, installing the locking device on the regulator rod and snapping the replacement cap on the regulator.



Part N°	Description
064539	Locks/Miniature SMC models. AR 2000/NAR 2000
064540	Locks/Intermediate SMC models AR 3000/NAR 3000